


Tulip 4.5" with Leaves Incandescent Cast Aluminum 120v Path Landscape Light



Finish Options



Black Texture




Rust




Weathered Brown



Antique Verde



Weathered Iron



Camel Tone

Product Description

CONSTRUCTION: Cast aluminum Tulip; matching extruded aluminum stanchion

LAMP SUPPLIED: 15w T7 DC 2,500 hours average rating

SOCKET: Double contact bayonet base with 200°C silicone lead wires

MOUNTING: Tapped 1/2" NPS

GRAND LIGHT

Lighting & Design Since 1929

104 Day St. Seymour, CT 06483
PH: 1-800-922-1469 Fax: 203-785-1184
Web: GrandLight.com

Tulip 4.5" with Leaves Incandescent Cast Aluminum 120v Path Landscape Light

#124970 - Camel Tone

#124969 - Antique Verde

#124972 - Rust

#124973 - Weathered Iron

#124971 - Weathered Brown

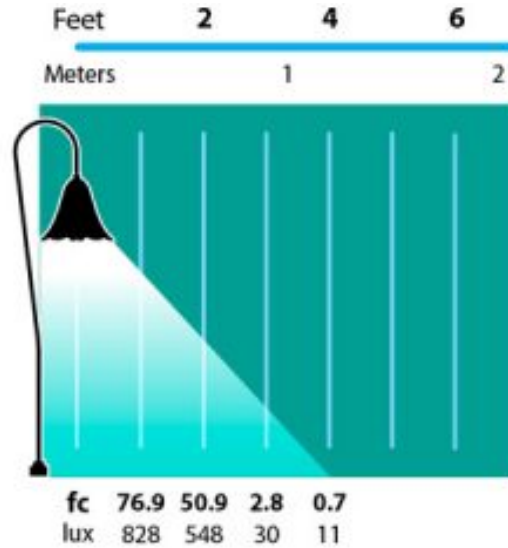
#124968 - Black Texture

Tulip 4.5" with Leaves Incandescent Cast Aluminum 120v Path Landscape Light

Line Drawing



Photometrics



Half Spread Photometrics
8 ft. (2.4m) diameter

GRAND LIGHT

Lighting & Design Since 1929

104 Day St. Seymour, CT 06483
PH: 1-800-922-1469 Fax: 203-785-1184
Web: GrandLight.com

Tulip 4.5" with Leaves Incandescent Cast Aluminum 120v Path Landscape Light

#124970 - Camel Tone
#124969 - Antique Verde
#124972 - Rust
#124973 - Weathered Iron
#124971 - Weathered Brown
#124968 - Black Texture