


Tulip 4.5" with Leaves Integrated LED Solid Brass 120v Path Landscape Light




Finish Options



Brass



Acid Verde



Acid Rust

Product Description

CONSTRUCTION: Cast brass Tulip; matching extruded brass stanchion
LIGHT SOURCE: 120v, 4w, 300 lumen integrated round LED flat panel, warm white 3000K
LIFETIME RATING: 50,000 Hours
SOCKET: None- LED is hard wired inside fixture
LENS: Clear acrylic
MOUNTING: Tapped 1/2" NPS

GRAND LIGHT
Lighting & Design Since 1929

104 Day St. Seymour, CT 06483
PH: 1-800-922-1469 Fax: 203-785-1184
Web: GrandLight.com

Tulip 4.5" with Leaves Integrated LED Solid Brass 120v Path Landscape Light

#124957 - Acid Rust
#124956 - Brass

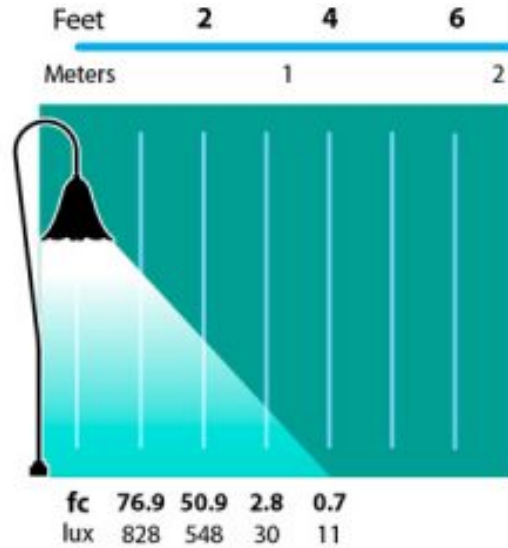
#124958 - Acid Verde

Tulip 4.5" with Leaves Integrated LED Solid Brass 120v Path Landscape Light

Line Drawing



Photometrics



Half Spread Photometrics
8 ft. (2.4m) diameter

GRAND LIGHT

Lighting & Design Since 1929

104 Day St. Seymour, CT 06483
PH: 1-800-922-1469 Fax: 203-785-1184
Web: GrandLight.com

Tulip 4.5" with Leaves Integrated LED Solid Brass 120v Path
Landscape Light

#124957 - Acid Rust
#124956 - Brass

#124958 - Acid Verde